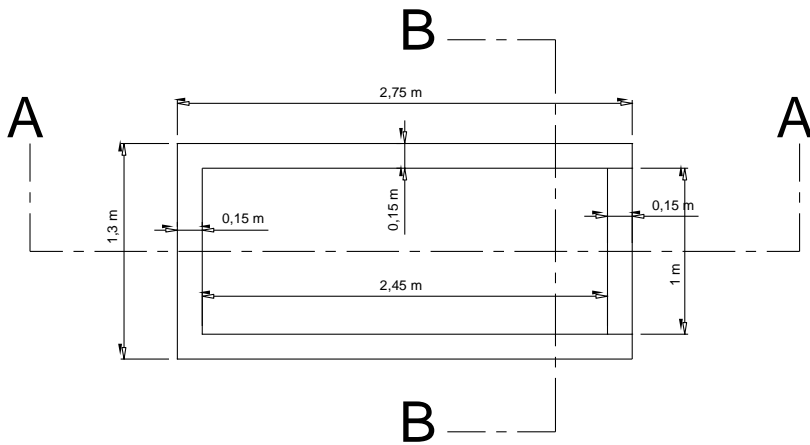



# DETALLE CUENCO AMORTIGUADOR

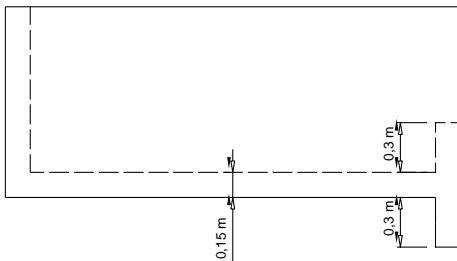
## Detalle Planta



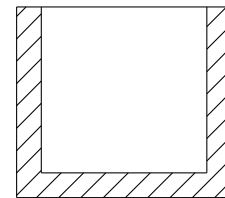
## Detalle Vista Frontal



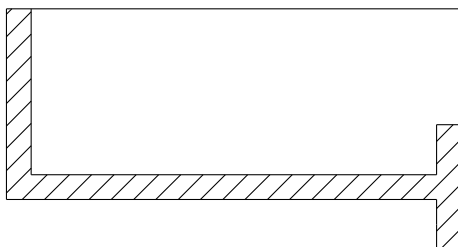
## Detalle Vista Lateral



## Corte B-B



## Corte A-A



### ARMADURA MALLA SIMPLE:

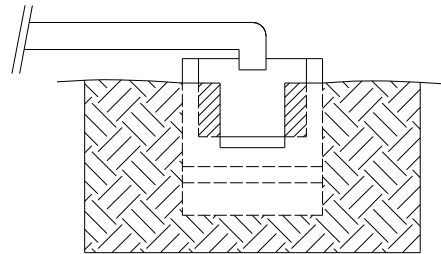
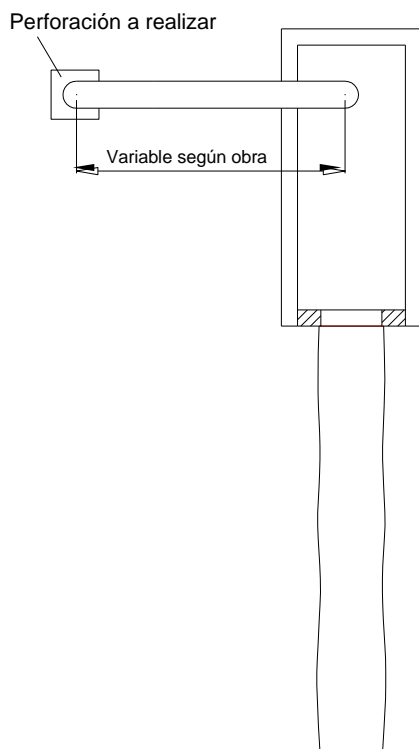
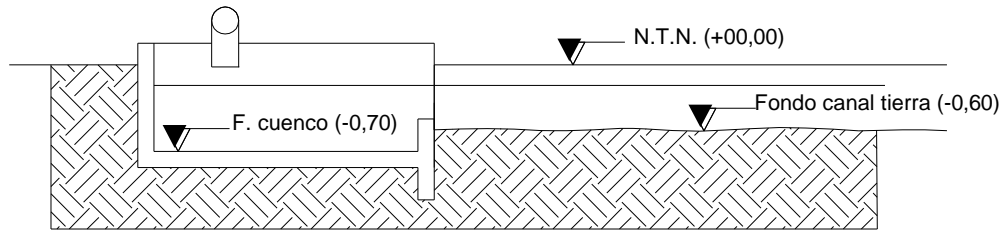
Asx=Asy malla: # Ø 8 c/ 20 cm


Recubrimiento (r): = 3,5 cm

Hormigón: H-21

Acero: ADN 42/50

## DETALLE POSICIÓN CUENCO AMORTIGUADOR



NOTA: El ancho del vertedero del cuenco amortiguador se deberá ajustar en obra al ancho del canal en tierra existente (Referencia )

